




Triple Combination series

New generation Triple combination machine with Barudan's long history and latest technology




MODEL
BEKS-HLCLZ1102

Lock Stitch Zig-Zag embroidery




Chenille embroidery



Needle bar

- Automatic needle bar height adjustment control
- Automatic needle bar lift control system



Looper

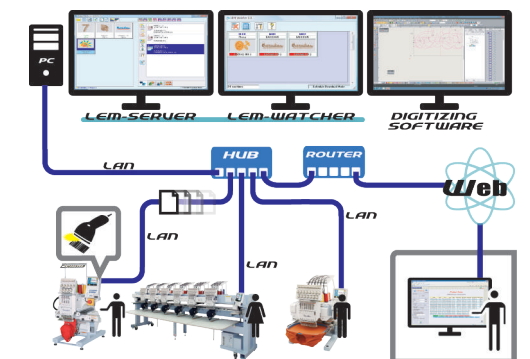
- Automatic colour change in 6 colours
- High speed change over between loop and chain stitches

LAN compatible automat for easy networking.

LEM Server System (option)

Quick and Easy Design Transfer to Machines using a Barcode Scanner.

- Able to connect to 100 Barudan machines.
- Production Efficiency Reporting is available on the LEM Pro version and is even accessible from anywhere via the web.
- "Report" what head on which machines need maintenance.
- "See" what your machines are producing even from home.
- "Know" which employees and machines are more productive.



BARUDAN CO., LTD.




ISO9001

■ Sales Headquarter
20 Tsukagoshi, Josuiji, Ichinomiya-city, Aichi-pref.,
491-0004 Japan
Phone +81 586-76-1137
Fax +81-586-77-1499
URL <http://www.barudan.co.jp/>
E-mail info@barudan.co.jp

Agent:

We are very proud to introduce our newest BARUDAN Triple Combination Embroidery Machine



MODEL
BEKS-HLCLZ1106

- **Speed**
(Standard Embroidery) 200~1,000rpm.
(Chenille Embroidery) 200~650rpm.
(Lock Stitch Zig-Zag Embroidery) 200~900rpm.
- **Chenille Embroidery**
Automatic Color Change in 6 colors for chenille
Automatic Trimming System
Automatic Chenille Needle Height Control in 10 levels
Automatic Pressure Foot Lift Control for easy frame change

- **Lock Stitch Zig-Zag Embroidery**
Zig-Zag stitch
Cording
Taping
Coiling

- **Option**
Sequin Device
Double Sequin Device
Twin Sequin Device
Double Twin Sequin Device

Machine Specifications / Main Dimensions

MODEL	Embroidery Area (mm)	Needle Distance (mm)	Number of colors for embroidery	Number of colors for chenille	Stitch Length (mm)	Speed (rpm)		Power Supply (v)	Power Consumption (kw)	Dimensions (mm)		
						Standard Embroidery	Lock Stitch Embroidery			L	W	H
BEKS-HLCLZ1101	800×850/850	850	11	6	0.1~12.7	200~1000	(Chenille) 200~650	1φ 200~240	1.5	4720	2230	1670
	800×880/880	880								4780		
BEKS-HLCLZ1102	800×850/850	850	11	6	0.1~12.7	200~1000	(Lock Stitch) 200~900	3φ 200~415	1.5	5570	2230	1670
	800×880/880	880								5660		
BEKS-HLCLZ1104	800×850/850	850	11	6	0.1~12.7	200~1000	(Lock Stitch) 200~900	3φ 200~415	1.5	7270	2230	1670
	800×880/880	880								7420		
BEKS-HLCLZ1106	800×850/850	850	11	6	0.1~12.7	200~1000	(Lock Stitch) 200~900	3φ 200~415	1.5	8970	2230	1670
	800×880/880	880								9230		

Note 1 : The embroidery area indicated above allows for maximum pantograph movement. The frame used may restrict the actual embroidery field size.

Note 2 : Machines and Specifications are subject to change at any time without prior notice.

